

SKIN TECH

Protocol book of most popular treatments

ONE LIFE | ONE SKIN

Skin Tech is a brand of **Skin Tech Pharma Group S.L.**

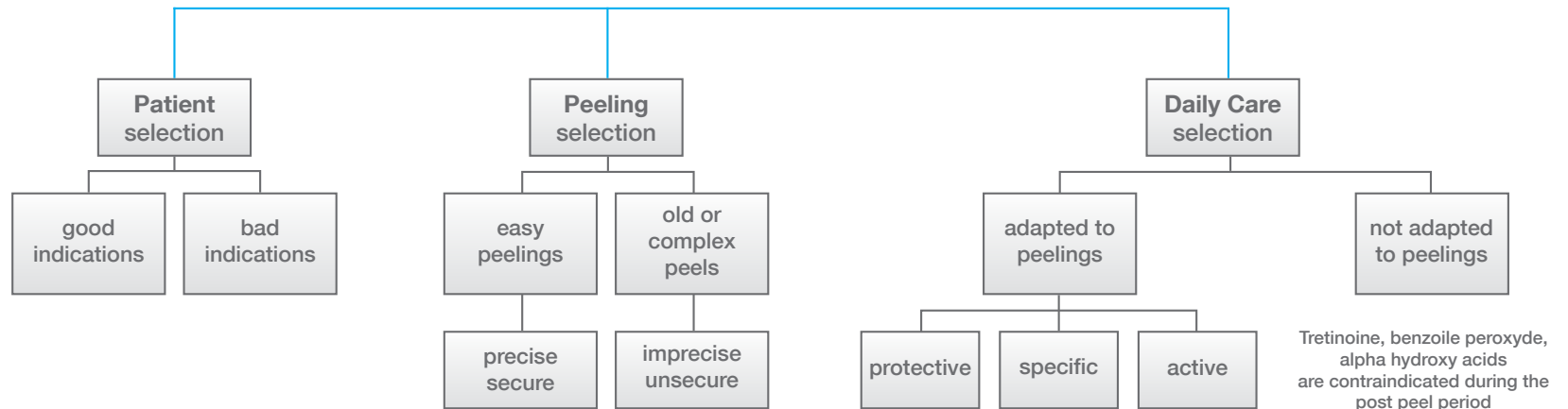
Index

Skin Tech® recommendations	p. 1
1 Anti aging - Face	p. 2-5
Superficially damaged skin	
Moderately damaged skin	
Smoker's skin	
Pixel peel	
2 Anti aging - Body & keratosis pilaris	p. 6
3 Anti aging - Hands	p. 7
4 Pigment control	p. 8
5 Skin impurities	p. 9-10
Young skin with oily tendency	
Acne - any age	
General advice	p. 11
Skin Tech® pre / post - peel daily care	p. 12-13
6 Sun protection	p. 14
7 Post treatment & skin stress reduction	p. 15
8 Skin atrophy and pigment problems	p. 16

Skin Tech® recommendations



Result proceeds from Selection









CE CERTIFIED MEDICAL DEVICES

The majority of Skin Tech peelings are available as medical device CE certified class II. Please, consult through info@skintech.info for more information.

CE certificate can be downloaded on www.skintech.info.



Superficially Damaged Skin

<p>Excellent results Before / after</p>	 <p>BEFORE</p>		 <p>AFTER</p>	
<p>Treat superficially damaged skin</p>	<p>1 EASY DROXY COMPLEX PEEL Superficial peeling</p>	<p>Epidermal remodeling Microcirculatory booster</p>	<p>1 / week</p>	<p>5 sessions</p> <p> PROFESSIONAL USE ONLY</p>
	<p>2 ATROFILLIN® Daily care</p>	<p>Improves skin condition in pre-/post- treatment period</p>	<p>1st daily application: morning</p>	<p>2nd daily application: evening</p> <p></p>
	<p>3 MELABLOCK-HSP® SPF 30 / 50+ Optimal sun protection</p>	<p>Anti UVA/UVB Anti oxidant HSP stimulator</p>	<p>Avoid sun</p>	<p>i.e: 9.00 - 12.00 - 15.00 h</p> <p></p>
<p>Recommended application</p>	<p>PROFESSIONAL ADVICE  NO SEASON LIMITATION</p> <p>DAILY CARE ATROFILLIN® morning (moisturizer) CLEANSER twice / day Sun protection: MELABLOCK-HSP® SPF 50+</p> <p>8 days 8 days 8 days 8 days 6 weeks period</p> <p>1st 2nd 3rd 4th 5th</p> <p>EASY DROXY COMPLEX PEEL sessions</p> <p>REPEAT if necessary</p>			

EASY DROXY PEEL & NEUTRALIZER VERSICOLOR

Neutralizer Versicolor is a new neutralizing emulsion that provides a perfect visual control in real time of the efficacy and uniformity of chemical peeling neutralization, by a modification of colour that limits the risks of wrong – non uniform -neutralization, and the consequences of potential burning after chemical peels. It is mostly recommended for immediate application after A/BHA solutions and gel peelings. Neutralizer Versicolor is a pioneer of new cosmetics which dramatically increases the safety of chemical peels.

Preparing the patient's skin
Remove make-up and cleanse the skin.

Applying Easy Droxy peel
1st coat: apply the peeling gel on the chosen area. The patient may feel a soft tingling sensation and show light erythema. Leave the peeling gel on the skin for 2-3 minutes.
2nd coat: repeat.

Applying 1st coat of Neutralizer Versicolor
Apply Neutralizer Versicolor over the peeling gel in a regular way as quickly as possible. Small bubbles can be observed on the skin, and color of the emulsion is changing.

Applying 2nd coat of Neutralizer Versicolor
Repeat immediately. When the emulsion turns green, the skin's pH is about 7. When it turns blue, the skin's pH is higher than 7. In both cases, the peeling is completely neutralized. Application can be repeated as many times as necessary until obtaining blue color.

Applying sun protection
After removing any remaining residue of Neutralizer Versicolor emulsion from the skin, apply sun protection: Skin Tech® Melablock-HSP SPF 30 or 50+.

EASY TCA® PAIN CONTROL

Easy TCA® Pain Control is an unique hybrid trichloroacetic (TCA)/phenol based peeling, medical device class II, acting on the basal layer or the grenz zone of dermis.

Easy TCA® Pain Control formula is patented.

Easy TCA® Pain Control is able to treat, in the same time, different indications, as for example aging and acne, or aging and melasma. Easy TCA® Pain Control needs no prepeel conditioning.

Easy TCA® Pain Control is recommended for phototypes 1/4 Fitzpatrick. Apply in the same way as Easy TCA® Classic, by using circular movements. Erythema disappears gradually in period of 20-40 minutes. General recommendation is to apply once a week (4 sessions), but it can also be applied only once.

Clinical experience shows that Easy TCA® Pain Control reduces the pain by average 90% when the efficacy is increased by average 25% compare to existing 15 % TCA based peelings.



The safety of Easy TCA® Pain Control has been deeply studied and was an important part of the risk analysis done in respect of european directive 93/42 CE.

Easy TCA® Pain Control is a new world for medical peeling procedure without pain, but with maximum comfort, safety and efficacy for the patients.

Moderately Damaged Skin

<p>Excellent results Before / after</p>				
<p>Treat moderately damaged skin</p>	<p>1 EASY TCA PAIN CONTROL Superficial/medium peeling</p>	<p>Epidermal remodeling Removes actual pigment stock</p>	<p>1 / week 4 sessions</p>	 <p>PROFESSIONAL USE ONLY</p>
	<p>2 ATROFILLIN® Daily care</p>	<p>Improves skin condition in pre-/post- treatment period</p>	<p>1st daily application: morning</p>	<p>2nd daily application: evening </p>
	<p>3 MELABLOCK-HSP® SPF 30 / 50+ Optimal sun protection</p>	<p>Anti UVA/UVB Anti oxidant HSP stimulator</p>	<p>Avoid sun</p>	<p>i.e: 9.00 - 12.00 - 15.00 h </p>
<p>Recommended application</p>	 <p>PROFESSIONAL ADVICE NO SEASON LIMITATION</p> <p>DAILY CARE ATROFILLIN® morning (moisturizer) Sun protection: MELABLOCK-HSP® SPF 50+</p> <p>8 days intervals between sessions 1st, 2nd, 3rd, and 4th.</p> <p>6 weeks period</p> <p>REPEAT if necessary</p>			

Smoker's Skin

<p>Excellent results Before / after</p>	 <p>BEFORE AFTER</p>		 <p>BEFORE AFTER</p>	
<p>Smoker's skin treatment</p>	<p>1 EASY DROXY / EASY TCA CLASSIC Superficial peeling</p>	<p>Epidermal remodeling Microcirculatory booster</p>	<p>1 / week</p>	<p>5 sessions 4 sessions (TCA)</p> <p> PROFESSIONAL USE ONLY</p>
<p>2</p>	<p>NUTRITIVE CREAM VIT. A-C-E LIPOIC COMPLEX</p>	<p>Anti-oxidant Moisturizing</p>	<p>1st daily application: morning</p>	<p>2nd daily application: evening</p> <p></p>
<p>3</p>	<p>MELABLOCK-HSP® SPF 30 / 50+ Optimal sun protection</p>	<p>Anti UVA/UVB Anti oxidant HSP stimulator</p>	<p>Avoid sun</p>	<p>i.e: 9.00 - 12.00 - 15.00 h</p> <p></p>
<p>Recommended application</p>	<p>PROFESSIONAL ADVICE   NO SEASON LIMITATION</p> <p>DAILY CARE NUTRITIVE CREAM VIT. A-C-E LIPOIC COMPLEX morning / evening (moisturizer) CLEANSER twice a day Sun protection: MELABLOCK-HSP® SPF 50+</p>  <p>8 days 8 days 8 days 8 days 6 weeks period</p> <p>1st 2nd 3rd 4th 5th</p> <p>EASY TCA CLASSIC sessions</p> <p>EASY DROXY COMPLEX PEEL sessions</p> <p>REPEAT if necessary</p>			

EASY TCA®: peeling application

Easy TCA® is usually applied with circular movements, using the cotton buds (called "the applicators") included in the kit.

1. Application of the first layer

Divide the face in 7 different areas. Soak the applicators into the peeling solution, spin them dry on the edge of the container in order to eliminate an eventual excess of solution and apply on the first area using regular circular movements; repeat this process for each area. Let this first layer dry completely and check the result:

- Erythema signs peeling depth 2/7 (intraepidermal).
- Frosting points sign peeling depth 3/7 (basal layer).
- Frosting clouds sign peeling depth 4/7 (Grenz zone).

If the desired frosting was obtained with the first layer, apply immediately the right amount of "Skin Tech® Post Peel Mask" on the treated skin (see dosing card in kit).

If the desired frosting has not been obtained with the first layer, reapply the Easy TCA® solution on the face, as described below.

2. Application of possible following layers

Divide the face in 3 different areas and apply the peeling solution using circular movements. Let this second layer dry and check the result. Repeat if necessary the application (divide the face in three different areas) leaving each layer dry, until obtaining the needed frosting.

The "clinical sign" corresponds to the achieved depth (rash or spots or clouds), then we consider that it is the "end of the peeling". At this time, apply the right amount of "Skin Tech® Post Peel Mask" (see dosing card).

SKIN TECH® Roll + Stamp

MICRONEEDLING

Roll:
Special needles for better penetration.
Large choice of needles for different depths.

Stamp:
For focal use.

ROLLER
600
NEEDLES
+
STAMP
12
NEEDLES

Patented
Design



Pixel Peel

Excellent results Before / after						
	BEFORE	AFTER	BEFORE	AFTER		
Pixel Peel	1	SKIN TECH ROLL & STAMP Microneedling device (previously disinfect skin)	Increases skin penetration	Apply in 4 directions before erythema appear	Immediately before peel application (previously disinfect skin)	 PROFESSIONAL USE ONLY
	2	EASY TCA® Superficial / medium peeling	Epidermal remodeling Fibroblasts stimulation	2 / week	2 sessions	 PROFESSIONAL USE ONLY
	3	ACTILIFT Skin tensing	Anti oxidant Epidermal defence booster	1st daily application: morning	2nd daily application: evening	
Recommended application	<p>PROFESSIONAL ADVICE NO SEASON LIMITATION</p> <p>DAILY CARE ACTILIFT twice a day CLEANSER twice a day Sun protection: MELABLOCK-HSP® SPF 50+</p> <p>2-4 weeks 2-4 weeks</p> <p>1st 2nd 3rd</p> <p>PIXEL PEEL sessions</p>					

Anti Aging Body & Keratosis Pilaris

Keratosis Pilaris stages				
Smoker's skin treatment	1 CLEANSER foam Everyday cleansing for sensitive skins	Gentle elimination of impurities	Does not modify skin permeability	Use in the morning and in the evening 
	2 EASY PHYTIC SOLUTION Superficial peeling	Epidermal remodeling	Easy Phytic 1 / week	4-6 sessions  <small>PROFESSIONAL USE ONLY</small>
	3 NUTRITIVE CREAM VIT. A-C-E LIPOIC COMPLEX (daily care)	Anti-oxidant Moisturizing	1 st daily application: morning	2 nd daily application: evening 
Recommended application				

KERATOSIS PILARIS

Keratosis pilaris is a genetic disorder of keratinization of hair follicles of the skin. It is an extremely common benign condition that manifests as small, rough folliculocentric keratotic papules, often described as chicken bumps, chicken skin, or goose bumps, in characteristic areas of the body, particularly the outer-upper arms and thighs. Keratosis pilaris is often described in association with other dry skin conditions.

Keratosis pilaris affects nearly 50-80% of all adolescents and approximately 40% of adults.

EASY PHYTIC SOLUTION

Easy Phytic Solution is a self neutralizing and slow release AHA complex (glycolic, lactic, mandelic & phytic acid, total 60%) that evens out the complexion and has a marked tightening effect. Superficial peel designed for the patients who don't want or can't afford to have visible flaking. No downtime.

While the peel is being applied, the patient will feel a tingling sensation which may come and go for up to an hour after the peel. Over the next few days after the peel, the patient's skin will flake ever so slightly, if not at all.

Skin Tech recommends to inform your patient about:

In the evening after the treatment, they must not wash skin and keep the product on until the following morning.

HANDS REJUVENATION

Only Touch followed by Easy TCA® is efficient and safe treatment for age and sun spots and benign, localized keratoses on hands (< 1cm diameter).

Two weeks before treatment, the patient should start applying Skin Tech® **Blending Bleaching Cream** on the area to be treated.

- The post-peel cream applied must be kept on until the next day. The patient must not wash the treated area on the evening of the peel.

- The next day, the patient must cleanse his/her face with special Skin Tech® **Cleanser**.

- To optimize peeling results Skin Tech has prepared complementary daily care products: Skin Tech® **DHEA-Phyto** cream optimizes the result of anti-aging treatment, apply it twice a day.






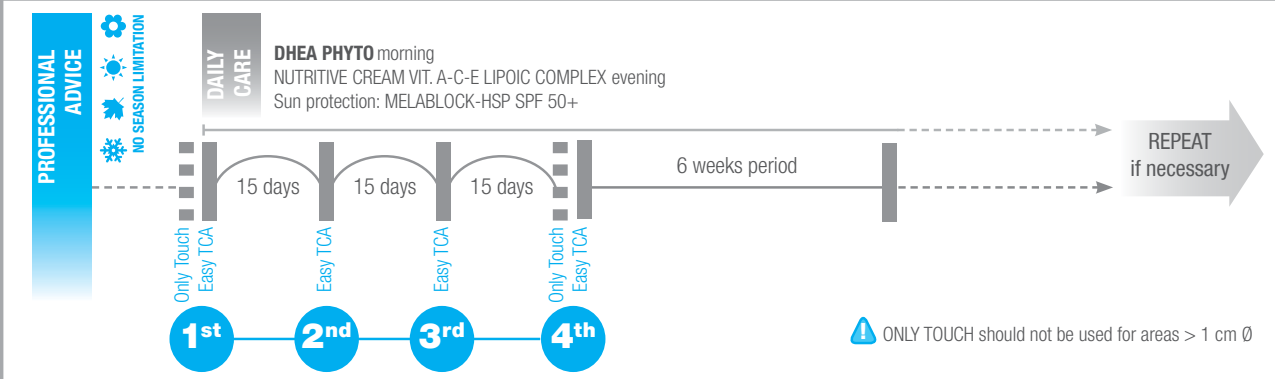

Skin Tech **Nutritive Cream** can be used for a complementary anti-aging treatment, great for smokers.

Skin Tech **Blending Bleaching Cream** helps even out the complexion on your skin.





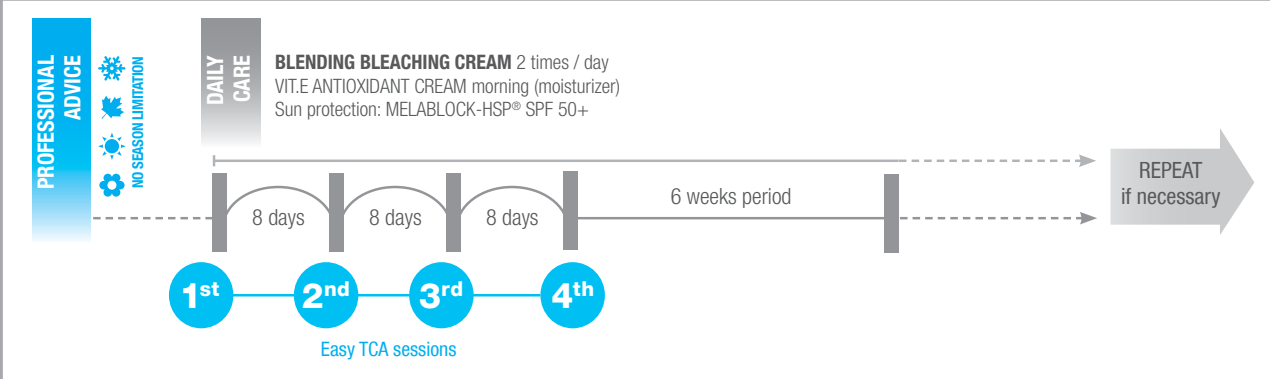
- A few days after the peel, scabs will form on the area treated by **Only Touch**. This is perfectly normal and the patient should not worry. The scabs will heal within +/- 10 days. The patient must not pick at them or scratch them and he/she should keep the treated area well hydrated.

- After peeling, the patient must protect his/her skin from the UVA/UVB with **Melablock-HSP® SPF 30** or **Melablock-HSP® SPF 50+**.

Anti Aging - Hands

<p>Excellent results Before / after</p>	 <p>BEFORE</p>		 <p>AFTER</p>	
<p>Hands rejuvenation protocol</p>	<p>1 ONLY TOUCH Focal deep peeling</p>	<p>Removes actual pigment stock</p>	<p>Local application (Ø<1cm)</p>	<p>Together with 1st and 4th Easy TCA®</p> <p> PROFESSIONAL USE ONLY</p>
<p>2 EASY TCA® Superficial/medium peeling</p>	<p>Epidermal & dermal remodeling</p>	<p>Once / 2 weeks</p>	<p>4 sessions</p> <p> PROFESSIONAL USE ONLY</p>	
<p>3 DHEA-PHYTO Anti-aging daily care</p>	<p>Optimizes results of anti-aging treatment</p>	<p>1st daily application: morning</p>	<p>2nd daily application: evening</p> <p></p>	
<p>Recommended application</p>	 <p>PROFESSIONAL ADVICE (NO SEASON LIMITATION)</p> <p>DAILY CARE: DHEA PHYTO morning, NUTRITIVE CREAM VIT. A-C-E LIPOIC COMPLEX evening, Sun protection: MELABLOCK-HSP SPF 50+</p> <p>15 days intervals between sessions 1, 2, and 3.</p> <p>6 weeks period between sessions 3 and 4.</p> <p>REPEAT if necessary</p> <p> ONLY TOUCH should not be used for areas > 1 cm Ø</p>			

Pigment Control

<p>Excellent results Before / after</p>				
<p>Control of pigmentation</p>	<p>1 EASY TCA® Superficial / medium peeling</p>	<p>Removes actual pigment stock</p>	<p>1 / week</p>	<p>4 sessions</p> <p> PROFESSIONAL USE ONLY</p>
	<p>2 BLENDING BLEACHING CREAM Daily care</p>	<p>Improves skin condition in pre-/post- treatment period</p>	<p>1st daily application: morning</p>	<p>2nd daily application: evening</p> <p></p>
	<p>3 MELABLOCK-HSP® SPF 50+ Optimal sun protection</p>	<p>Anti UVA/UVB Anti oxidant HSP stimulator</p>	<p>Avoid sun</p>	<p>i.e: 9.00 - 12.00 - 15.00 h</p> <p></p>
<p>Recommended application</p>	 <p>PROFESSIONAL ADVICE NO SEASON LIMITATION</p> <p>DAILY CARE BLENDING BLEACHING CREAM 2 times / day VIT.E ANTIOXIDANT CREAM morning (moisturizer) Sun protection: MELABLOCK-HSP® SPF 50+</p> <p>8 days 8 days 8 days 6 weeks period REPEAT if necessary</p> <p>1st 2nd 3rd 4th Easy TCA sessions</p>			

EASY TCA®

Easy TCA® is a highly effective superficial/medium peel that is well tolerated by the skin. It is applied in 4 weekly sessions.

There is no downtime and patients can carry on with his/her activities as normal.

To optimize peeling results Skin Tech® has prepared complementary daily care products: apply Skin Tech® **Blending Bleaching Cream** twice a day. For phototype 4/6 Fitzpatrick, **Blending Bleaching Cream** has to be applied twice a day 2 weeks before first peeling.

After peeling, the patient must protect his/her skin from the UVA/UVB with **Melablock-HSP® SPF 30** or **Melablock-HSP® SPF 50+**.

More information about treatment of hyperpigmentation and melasma: visit skintech.info/melasmachart

Download it easily by only filling your name.

CLEANSER

Skin Tech recommend to teach the patient to clean regularly and correctly the skin by using Cleanser physiologic pH.

Apply with smooth and delicate massages once or several times a day. Remove it with water. Dry the skin. Apply specific daily and Melablock-HSP® SPF 30 or Melablock-HSP® SPF 50+.

Cleanser helps improving the aspect of skin with acneic tendencies.



Young Skin with Oily Tendency

<p>Excellent results Before / after</p>	<p>BEFORE AFTER</p>	<p>BEFORE AFTER</p>	<p>BEFORE AFTER</p>	<p>BEFORE AFTER</p>
<p>Skin impurities control</p>	<p>1 CLEANSER foam Everyday cleansing for sensitive skins</p>	<p>Gentle elimination of impurities</p>	<p>Does not modify skin permeability</p>	<p>Use in the morning and in the evening</p>
	<p>2 EASY PHYTIC SOLUTION Superficial peeling</p>	<p>Skin architecture renewing</p>	<p>1 / week</p>	<p>4 sessions</p> <p>PROFESSIONAL USE ONLY</p>
	<p>3 PURIFYING CREAM or PURIFYING PRO CREAM PURIGEL</p>	<p>Prolongation of treatment results</p>	<p>1st daily application: morning</p>	<p>2nd daily application: evening</p>
<p>Recommended application</p>	<p>PROFESSIONAL ADVICE NO SEASON LIMITATION</p> <p>DAILY CARE - PURIFYING CREAM / PURIFYING PRO CREAM morning and evening (between peeling sessions) - VIT. E ANTIOXIDANT CREAM morning - Sun protection: MELABLOCK-HSP SPF 30</p> <p>8 days 8 days 8 days 2 weeks 4 weeks</p> <p>1st 2nd 3rd 4th Easy Phytic Solution sessions</p> <p>REPEAT if necessary</p>			

Acne Tendency - Any Age

Excellent results Before / after			
Skin impurities control	1 CLEANSER foam Everyday cleansing for sensitive skins	Gentle elimination of impurities Does not modify skin permeability Use in the morning and in the evening	
	2 EASY TCA® Superficial peeling	Skin architecture renewing 1 / week 4 sessions	 PROFESSIONAL USE ONLY
	3 PURIFYING CREAM or PURIFYING PRO CREAM PURIGEL	Prolongation of treatment results 1 st daily application: morning 2 nd daily application: evening	
Recommended application	<div style="display: flex; align-items: center;"> <div style="background-color: #0070C0; color: white; padding: 5px; writing-mode: vertical-rl; transform: rotate(180deg); font-weight: bold;">PROFESSIONAL ADVICE</div> <div style="margin-left: 10px;"> <p>DAILY CARE</p> <ul style="list-style-type: none"> - PURIFYING CREAM / PURIFYING PRO CREAM morning and evening (between peeling sessions) - VIT. E ANTIOXIDANT CREAM morning - Sun protection: MELABLOCK-HSP SPF 30 </div> <div style="margin-left: 10px;"> <p>NO SEASON LIMITATION</p> </div> </div>		

ACNE TENDENCIES

Acne vulgaris (or simply acne) is a common human skin disease, characterized by areas of seborrhea (scaly red skin), comedones (blackheads and whiteheads), papules (pinheads), nodules (large papules), pimples, and possibly scarring. Aside from scarring, its main effects are psychological, such as reduced self-esteem. Acne occurs most commonly during adolescence. In 2010 it was estimated to be the 8th most common disease globally affecting 650 million people.


(Source: wikipedia.org)

- The post-peel cream applied must be kept on during 8 hours at least. The patient must not wash the treated area in the evening of the peel.
- The next day, the patient must cleanse his/her face with special Skin Tech® Cleanser.
- To optimize peeling results Skin Tech has prepared complementary daily care products: Skin Tech® Purifying Cream / Purifying Pro Cream must be applied twice a day during the 6 weeks of treatment. Skin Tech® Purigel / Purifying Pro Cream is necessary to prolong the reached effect; it can be applied as long as necessary to keep skin in good condition.
- Please remember to the patient that the more he/she moisturizes his/her skin after peeling, the more readily it flakes; patient's skin will feel better and the results will be better too. Recommend to the patient not to scratch nor remove the exfoliated skin.
- Protection against UVA/UVB with Melablock-HSP® SPF 30 or Melablock-HSP® SPF 50+ is necessary.

GENERAL INFORMATION

Find the main information about how to use Skin Tech peelings on "General Instructions Peelings" booklet, which you will find inside CE certified peelings boxes.

Please be sure that you respect the application protocol when you make the treatments.

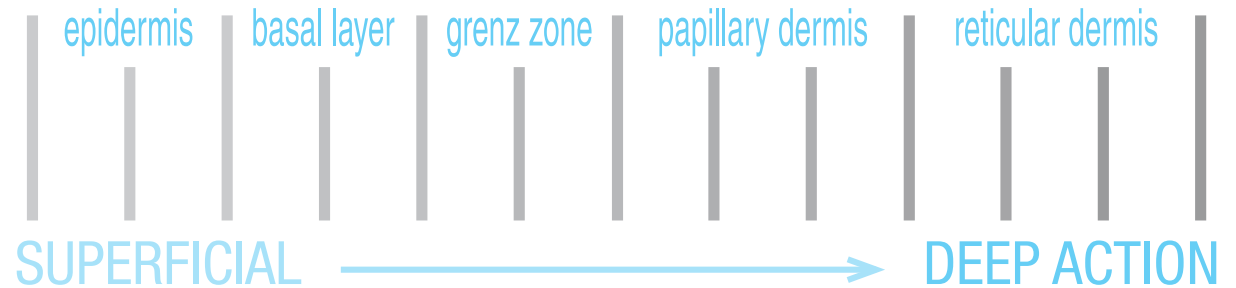


*MD= Medical Device class II, chemical peeling

**TCA= Trichloroacetic Acid

***Aktivator TCA= Solution of trichloroacetic acid

General advice



RECOMMENDATIONS FOR THE APPLICATION OF THE MEDICAL DEVICE / PEELING

MD* are usually applied in a number of successive layers, depending on which depth is sought, the doctor's decision and the skin's reaction. Each additional layer deepens the effect of any peeling.

MD containing TCA** are applied in successive sessions; the time between two sessions should be ascertained by the doctor. It is usually 4-8 days for MD containing TCA up to 15%, but the frequency is left entirely to the doctor's decision and depending on the location of the peeling.

MD which contain acids that are more concentrated, have a stronger protein coagulation effect, or are combined with skin abrasion cannot be repeated this frequently; the interval of time between sessions should be longer depending on how the skin reacts and what the doctor decides (4-6 weeks). Too short a time between two sessions can make the effects of some MD go much deeper and potentially cause irreversible complications.

It might be necessary to neutralize the acid in case of excess application: it is therefore recommended to have the necessary emergency neutralization equipment at hand, although it is practically impossible to neutralize the TCA after penetration into the skin.

When a MD is applied in the summer months or in countries with a lot of sun, the patient is required to avoid the sun completely and to use special sun protection.

Skin Tech recommend Melablock-HSP SPF 50+ or 30 (according to medical decision)

is essential, as well as the daily application of depigmenting creams associated to moisturizing, vitamin-based cosmetics and stimulating skin regeneration.





Do not apply any pharmaceutical or cosmetic products on the skin that have not been approved. After peelings, do not apply or undertake any skin care treatment that might be irritating to the skin.

Products specifically formulated to treat burns might not be suitable in the period following a peeling, as chemical exfoliation and heat burns have different effects. The post peeling period is an essential part of the treatment. The post peeling phase should be managed by the doctor, in accordance with his experience.

- **Preparing the skin:** preparation might include preventive treatment for herpes or post-inflammatory hyperpigmentation. Some peelings require the skin to be degreased and disinfected before application.
- **Disinfection and degreasing of skin:** it is necessary for the skin to be disinfected and degreased when the peel reaches the papillary dermis. The cleaner foam "Skin Tech® Cleanser" gently removes grease from the skin without damaging before peelings more superficial than to the papillary dermis.
- **Social exclusion:** the patient should be informed of the social exclusion necessary after the peeling. Social exclusion does not depend on the type of solution applied to the skin but on the way in which the peel solution is used.

Skin Tech®'s pre/post peel daily care

	INDICATIONS	ACTIVE INGREDIENTS	INDICATIONS	ACTIVE INGREDIENTS
<div style="writing-mode: vertical-rl; transform: rotate(180deg);"> PROTECTIVE ACTIVE SPECIFIC </div>	 <p>Vit. E Anti-oxydant Moisturizing & anti-oxidant cream for sensitive skin. Very fluid texture. Immediate and durable moisturizing. Anti free radical action after peelings, abrasions, sunburn or laser treatment. Protects the skin from external aggressions.</p>	<p>Tocopheryl Acetate Glycyrrhetic Acid Biosaccharide GUM-1 Urea Dextrin Alanine Glutamic Acid Aspartic Acid Ceramide-3 Natural Moisturizing Factor</p>	 <p>Melablock-HSP SPF 50+, 30 Sun protection 4 in 1 (physical + chemical sunscreens + antioxidant + HSP stimulation). Activation of the natural synthesis of Heat Shock Proteins (HSP). Protection against UVAs and UVBs. Daily protection specially designed for use after peelings, laser, pulsed light or demabrasion.</p>	<p>Tocopheryl Acetate Glycyrrhetic Acid Biosaccharide GUM-1 Urea Dextrin Alanine Glutamic Acid Aspartic Acid Ceramide-3 Natural Moisturizing Factor Vitis Vinifera Vine extract (Resveratrol)</p>
	 <p>Actilift Cream with lifting effect. Reparation of collagen and elastine. Rapidly visible tensor effect. Improvement of the epidermal defences and dermal moisturizing.</p>	<p>DMAE Retinol Tocopheryl Acetate Biosaccharide GUM-1 Glycolic Acid Vitis Vinifera Vine extract (Resveratrol) Apricot Kernel Oil PEG-6 esters</p>	 <p>Atrofillin Global anti-age complex. Skin volumizing and lightening properties. Helps improving skin tone, increasing skin brightness and reducing symptoms of fragility or dryness. Atrofillin® improves dermal thickness quality.</p> 	<p>Kojic Dipalmitate Aminoethylphosphinic Acid Morus Alba leaf extract DMAE</p>
	 <p>Purifying Cream For skin with acneic tendency, inter and post peel cream. Cleanse the skin of impurities due to hormonal imbalance. Pre-peel preparation and daily care to prolong the effect of peelings or medical anti-acne treatments.</p>	<p>Glycolic Acid Retinyl Palmitate Tocopheryl Acetate Triclosan Glycyrrhetic Acid Tea Tree Oil Urea Allantoin</p> <p>treatment</p>	 <p>Purifying Pro Cream New alternative for skin with acneic tendency Fact: Bacterial resistance can be potentially the reason of inefficiency of long term treatment of acne</p> 	<p>Glycolic Acid Retinyl Palmitate Tocopheryl Acetate Chlorhexidine Digluconate Glycyrrhetic Acid Tea Tree Oil</p>

INDICATIONS	ACTIVE INGREDIENTS	INDICATIONS	ACTIVE INGREDIENTS
 <p>Nutritive Cream Vit A-C-E Lipoic Complex Anti-oxidant moisturizing and/or erythema reduction following sun exposure, laser, peeling or dermabrasion treatments. Prevention of skin aging and skin damage by the sun or smoking.</p>	<p>Retinyl Palmitate Tocopheryl Acetate Ascorbic Acid Ceramide-3 Urea Glycyrrhetic Acid Phytic Acid Thioctic Acid Ascorbyl Palmitate</p>	 <p>DHEA-Phyto Moisturizing and anti-aging cream. Moisturizes the skin and protects against free radicals, restores skin balance. To be used alone or combined with peelings in anti-aging treatments.</p>	<p>Discorea Villosa root extract Biosaccharide GUM-1 Urea Aspartic Acid Glycyrrhetic Acid Dextrin Alanine Glutamic Acid Ceramide-3</p>
 <p>Purigel Non-oily gel for skin with acneic tendency, for a long term daily treatment. Cleanse the skin of impurities due to teenage or middle-age hormonal imbalance.</p>	<p>Triclosan Salicylic Acid Burdock extract (Arctium Majus extract) Sulfur Methionine and Acetyl Cysteine Camphor Menthol Allantoin</p>	 <p>Blending Bleaching Cream The reference control against pigmentation. Prevention of any type of hyperpigmentation. Efficient before and/or after laser treatments, peelings, dermabrasions and depilation. Slows down skin oxidation and free radical activity, and helps to keep skin smooth and fair.</p>	<p>Morus Alba leaf extract, Kojic Dipalmitate Apergillus ferment Tocopheryl Acetate Glycyrrhyza Glabra extract Retinyl Palmitate Allantoin Urea Arbutin Tocopherol Magnesium Ascorbil Phosphate Aminoethylphospinic Acid Ascorbyl Palmitate, Ascorbic Acid</p>

Very high or high sun protection for use after peelings & lasers or simply everyday

<p>Gradual tanning</p>	<p>Protection against erythema allowing progressive sun tanning and preventing PIH SPF 50+ protects against 98% UVA and UVB.</p>	<p>Apply at</p> 
<p>Sunscreen & filters</p>	<p>Sunscreen: reflects UVA and UVB back to the sky: they do not reach keratinocytes Micronized Titanium Dioxide: unique light-scattering and UV reflecting properties. Extremely stable compound. Non irritative, non toxic, non mutagenic.</p> <p>Filters: absorb UVA and UVB before they reach keratinocytes Blend of stable chemical sun filters absorbing photons that could pass through sunscreen.</p>	
<p>HSP activation Anti- free radicals</p>	<p>Skin proteins protection (HSP) Activation of the natural synthesis of Heat Shock Proteins which defends the skin against protein destruction and thermal cell lysis which occur after a increase in temperature of just a few degrees.</p> <p>Fighting free radicals Tocopheryl acetate, a stable vitamin E derivative and an excellent free radicals scavenger. Vitamin E accelerates burns healing, limits the duration of post UV erythema and protects SOD (Superoxide Dismutase), that neutralizes superoxide radicals.</p>	

MELABLOCK-HSP®, SPF 50+
 Very high UVA / UVB sun protection

MELABLOCK-HSP®, SPF 30
 High UVA / UVB sun protection

- Anti oxidant
- UVA & UVB protection
- Heat Shock Proteins induction
- Fight free radicals
- Not sticky texture
- Readily absorbed

Both products have successfully passed the "Study for the evaluation of the Sun Protection Factor (SPF)" according to the international method COLIPA. Specifically, Melablock-HSP® SPF 50+ widely exceeds the SPF 60 standard recommendation.

Melablock-HSP® protects skin against erythema and thermal induced damages (HSP). Daily protection specially designed for use after peelings, laser or other treatments. Recovery of skin damage caused by UV radiation.

Non toxic

Non allergizing

Photochemically stable

PABA FREE

PARABEN FREE

OXYBENZONE FREE

Non toxic

Non allergizing

Photochemically stable

PARABEN FREE

OXYBENZONE FREE

IPLASE MASK®
Post medium & deep depth
peelings

IPLase Mask® must be applied
following instructions for use not
less than 3 times / day during first
week after peeling application.

Recommended for treatment
with: laser, IPL, fractional laser,
thermogenic devices.

IPLase Mask® thick layer must be
applied immediately after having
subjected the skin to any source
of energy. It is recommended to
continue applying IPLase Mask®
twice a day during the entire
time between treatment sessions
with laser, Intense Pulsed Light
or any other type of energy or
stress inducing therapy. This is to
increase resistance to stress.

It is recommended to protect the
skin from the sun if the area is
going to be exposed to the sun
afterwards (repeat application
of Skin Tech® Melablock-
HSP® SPF 50+ or Skin Tech®
Melablock-HSP® Spray SPF
30 every 2-3 hours while sun
exposure persists).

Post treatment cream Skin stress reduction

Defense	Skin defense Contains HSP inductor Protects skin against chemical and thermal aggressions Increases skin regeneration
Optimize skin condition	Metabolism booster <ul style="list-style-type: none">· Vitamins C, A, H· Bifida ferments extracts: helps to repair DNA after light induced DNA damage Deep moisturizing <ul style="list-style-type: none">· Urea Healing promotion <ul style="list-style-type: none">· Allantoine· Chondrus Crispus extracts: immunomodulator· Organic Silicium: regeneration
HSP activation Anti- free radicals	Fight against post-inflammatory erythema & hyperpigmentation <ul style="list-style-type: none">· Methionine: anti PIH, methyle donor for Taurine, helping the body to synthetize Phaeomelanine and not Eumelanine Skin proteins protection (HSP) <p>Activation of the natural synthesis of Heat Shock Proteins which defends the skin against protein destruction and thermal cell lysis which occur after a increase in temperature of just a few degrees.</p> Fighting free radicals <p>Tocopheryl acetate, a stable vitamin E derivative and an excellent free radicals scavenger. Vitamin E accelerates burns healing, limits the duration of post UV erythème and protects SOD (Superoxide Dismutase), that neutralizes superoxide radicals.</p>

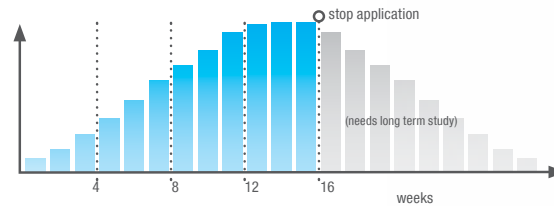


Skin Stress Reduction | 7

New aesthetic perspective: Successful aging with Atrofillin®

1 Refills the subcutaneous tissues by increasing fat accumulation in adipocytes
Local fat tissues augmentation
 Acetyl hexapeptide 38: acting on PGC-1 α

EVALUATION OF VOLUMIZING EFFECT

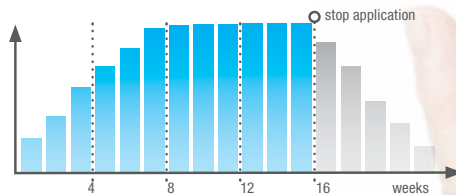


2 Uniformizes skin tissues appearance
Uniformizes skin tone + Refirms dermis + Anti oxidant effect

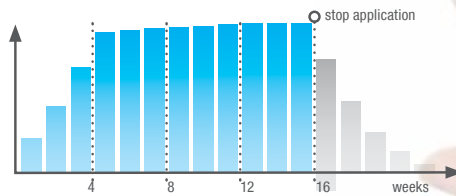
Kojic Dipalmitate: antityrosinase, anti oxidant*
 Alanine-phosphinic acid: anti melanogenesis
 Mulberrosides, Resveratrol: antityrosinase, anti oxidant*
 DMAE: increases dermal thickness, increases collagen fiber thickness, anti inflammatory, increases skin firmness, anti oxidant*

* Melanin can be induced by free radicals and reactive species: antioxidants have therefore an inhibitory effect

EVALUATION OF TENSING EFFECT

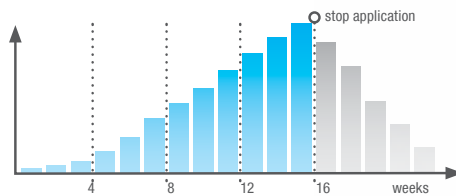


EVALUATION OF ANTIOXIDANT EFFECT



3 Lightens lentigine
 DMAE showed its ability to partially remove lipofuscine out of ageing cells.

EVALUATION OF ANTILIPOFUCSINE EFFECT



Apply several times a day during more than 3 weeks. Atrofillin can be combined with peelings.

ATROFILLIN®
 Global anti age complex

Atrofillin® is the first cosmetic product which refills the subcutaneous tissue by increasing fat accumulation in adipocytes and, at the same time, tenses the dermis and acts on lentigine.

Atrofillin® is a dermatologically tested, paraben free cream.

Atrofillin® contains a hexapeptide consisting in natural aminoacids, which helps to improve skin appearance, increasing the volume in certain zones.

Atrofillin® also contains Morus Alba, Albatin and Kojic Diplamitate, ingredients having a well proven whitening efficiency, together with Deanol, that has an ability to whiten age spots.

Atrofillin® was awarded the first prize of Anti-Aging & Beauty Trophy in the category of "Best Cosmetic Product", during the last Aesthetic Medicine European Congress (AMEC) in Paris, October 2013.



Contact us through our website **skintech.info**
Download official CE certificates from our website
Come and learn with **IPAR** (International Plastic Aesthetic Residence)
Read best “**Textbook of Chemical Peels**” by Doctor Deprez
Any opinion or advice from you will be very important for us



SKIN TECH PHARMA GROUP S.L.

C/ Pla de l'Estany, 29
17486 Castelló d'Empúries (Girona) SPAIN
Tel. 00 34 972 455 113 · Fax: 00 34 972 455 151
info@skintechpharmagroup.com

skintech.info
skintechpharmagroup.com